

Geometry
9.3 Rhombus Worksheet

Name _____

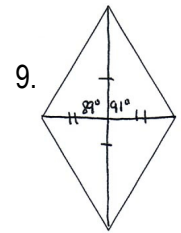
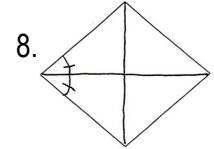
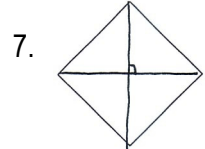
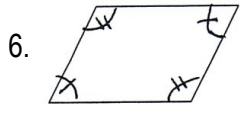
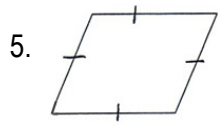
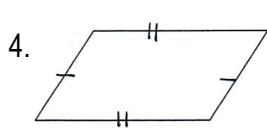
1. Circle the statement that is ALWAYS true.

Every rhombus has to be a parallelogram. **OR** Every parallelogram has to be a rhombus.

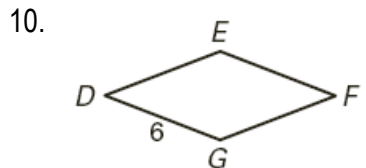
2. Which word is **more** descriptive – parallelogram or rhombus? Explain your answer.

3. Is a parallelogram a special kind of rhombus or is a rhombus a special kind of parallelogram?

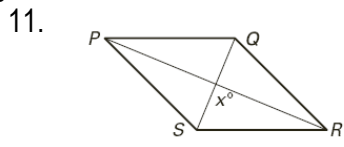
Judging by the markings on the picture and what you know about the properties of parallelograms and rhombuses, state whether each shape is a parallelogram or a rhombus.



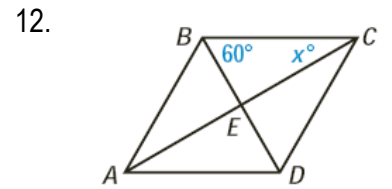
Use each RHOMBUS to find the specified lengths and measures.



DE = _____ EF = _____ GF = _____

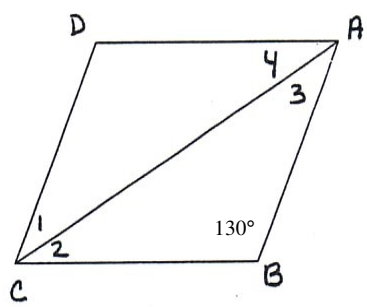


x = _____



x = _____

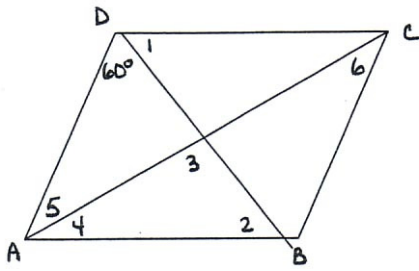
13.



$m\angle D =$ _____ $m\angle DCB =$ _____ $m\angle 1 =$ _____

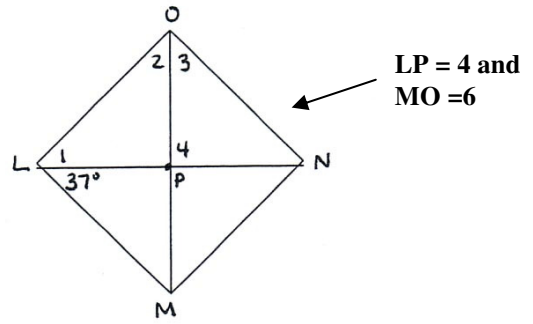
$m\angle 2 =$ _____ $m\angle 3 =$ _____ $m\angle 4 =$ _____

14.



$m\angle 1 = \underline{\hspace{2cm}}$ $m\angle 2 = \underline{\hspace{2cm}}$ $m\angle 3 = \underline{\hspace{2cm}}$
 $m\angle ADC = \underline{\hspace{2cm}}$ $m\angle DAB = \underline{\hspace{2cm}}$ $m\angle 4 = \underline{\hspace{2cm}}$
 $m\angle 5 = \underline{\hspace{2cm}}$ $m\angle 6 = \underline{\hspace{2cm}}$


15.



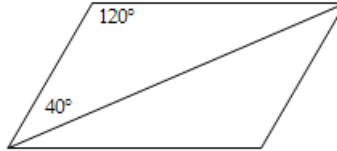
$LN = \underline{\hspace{2cm}}$ $PN = \underline{\hspace{2cm}}$ $OP = \underline{\hspace{2cm}}$
 $MP = \underline{\hspace{2cm}}$ $m\angle 1 = \underline{\hspace{2cm}}$ $m\angle OLM = \underline{\hspace{2cm}}$ $m\angle 4 = \underline{\hspace{2cm}}$
 $m\angle LON = \underline{\hspace{2cm}}$ $m\angle 2 = \underline{\hspace{2cm}}$ $m\angle 3 = \underline{\hspace{2cm}}$

Fill in ALL missing angles of each shape. #16-18 are parallelograms and #19-21 are rhombuses.

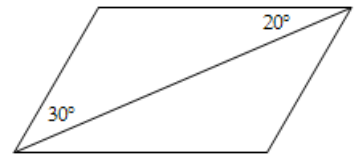
16.



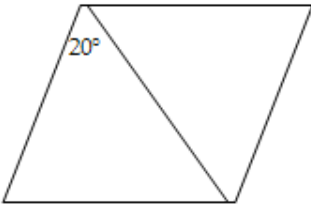
17.



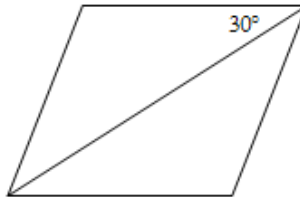
18.



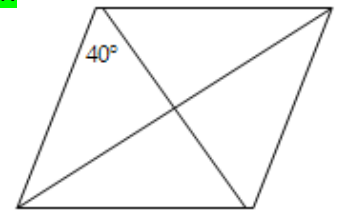
19.



20.

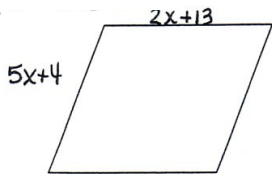


21.



Using the properties of rhombuses, write and solve an algebraic equation for each picture.

22.

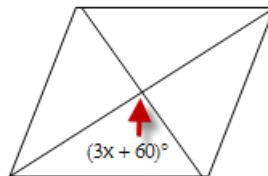


Rhombus Property:

Equation:

$x = \underline{\hspace{2cm}}$

23.

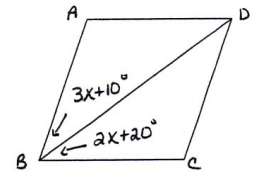


Rhombus Property:

Equation:

$x = \underline{\hspace{2cm}}$

24.



Rhombus Property:

Equation:

$x = \underline{\hspace{2cm}}$ $m\angle ABD = \underline{\hspace{2cm}}$ $m\angle ABC = \underline{\hspace{2cm}}$