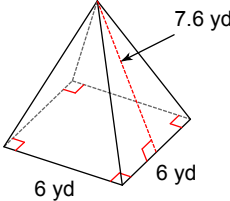
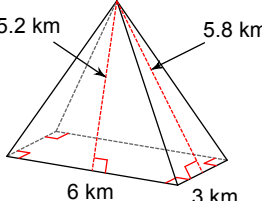
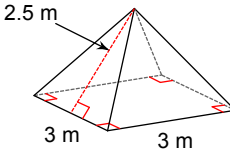
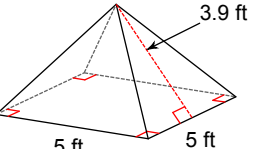
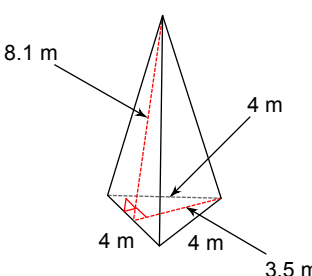
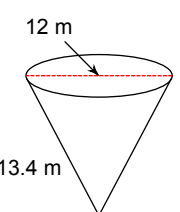
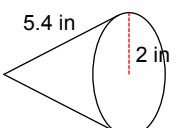
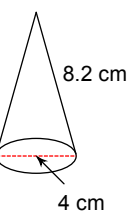
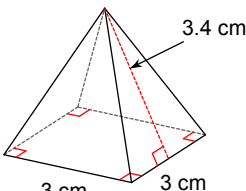
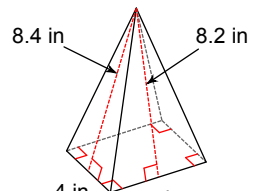


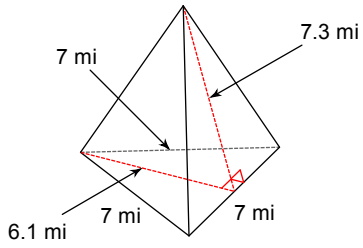
Surface Area of Right Pyramids and Cones

© 2012 Kuta Software LLC. All rights reserved.

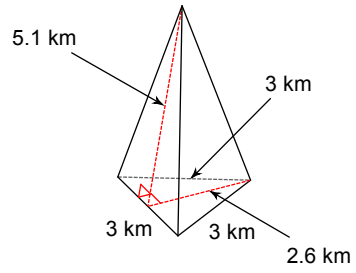
Find the surface area of each figure. Round your answers to the nearest tenth, if necessary.

- 1)  A right square pyramid with a square base of side length 6 yd. The slant height of one of the triangular faces is 7.6 yd. Right angle symbols are shown at the base of each slant height.
- 2)  A right rectangular pyramid with a rectangular base of dimensions 6 km by 3 km. The slant heights of the two triangular faces are 5.2 km and 5.8 km. Right angle symbols are shown at the base of each slant height.
- 3)  A right square pyramid with a square base of side length 3 m. The slant height of one of the triangular faces is 2.5 m. Right angle symbols are shown at the base of each slant height.
- 4)  A right square pyramid with a square base of side length 5 ft. The slant height of one of the triangular faces is 3.9 ft. Right angle symbols are shown at the base of each slant height.
- 5)  A right rectangular pyramid with a square base of side length 4 m. The slant height of one of the triangular faces is 8.1 m. The height of the pyramid is 3.5 m. Right angle symbols are shown at the base of each slant height.
- 6)  A right circular cone with a radius of 12 m and a height of 13.4 m. The radius is shown as a horizontal dashed line from the center of the base to the edge.
- 7)  A right circular cone with a radius of 2 in and a slant height of 5.4 in. The radius is shown as a vertical dashed line from the center of the base to the edge.
- 8)  A right circular cone with a radius of 4 cm and a slant height of 8.2 cm. The radius is shown as a horizontal dashed line from the center of the base to the edge.
- 9)  A right rectangular pyramid with a square base of side length 3 cm. The slant height of one of the triangular faces is 3.4 cm. Right angle symbols are shown at the base of each slant height.
- 10)  A right rectangular pyramid with a rectangular base of dimensions 4 in by 5 in. The slant heights of the two triangular faces are 8.4 in and 8.2 in. Right angle symbols are shown at the base of each slant height.

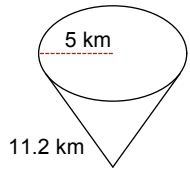
11)



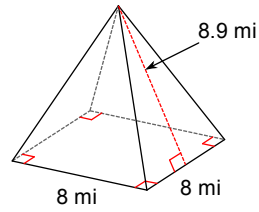
12)



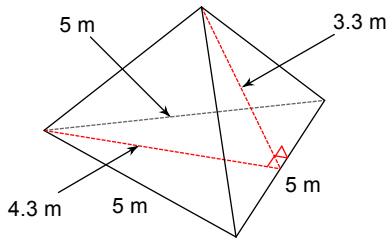
13)



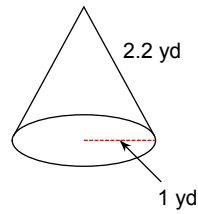
14)



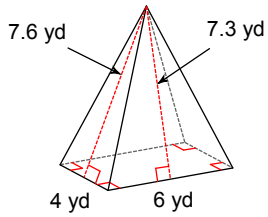
15)



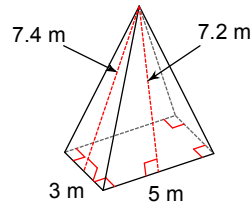
16)



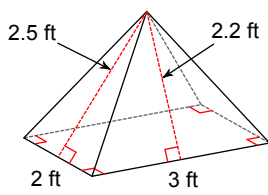
17)



18)



19)



20)

