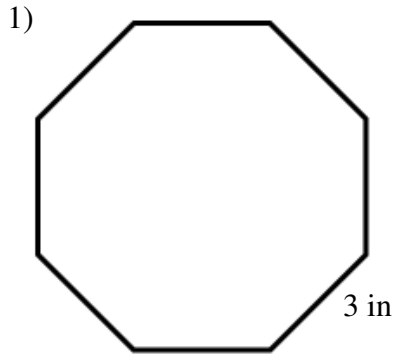


GEOMETRY
Area (apothem) worksheet

Name _____

Date _____ HR _____

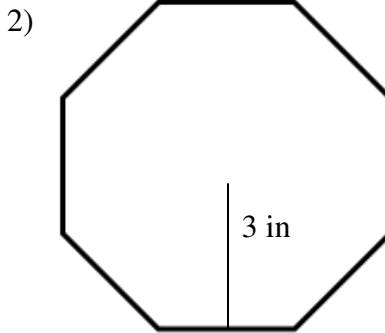
Find the area of each regular polygon. SHOW ALL WORK!!!



P = _____

a = _____

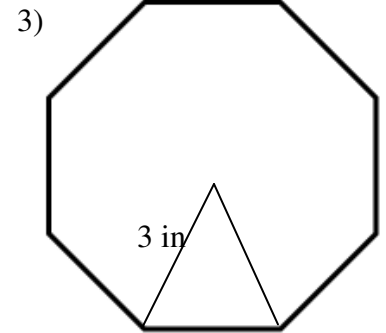
Area = _____



P = _____

a = _____

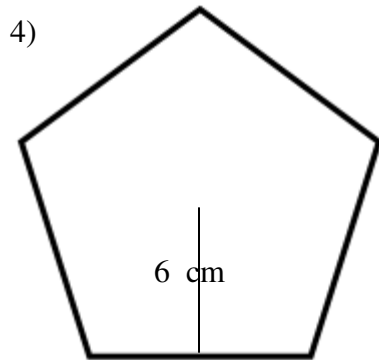
Area = _____



P = _____

a = _____

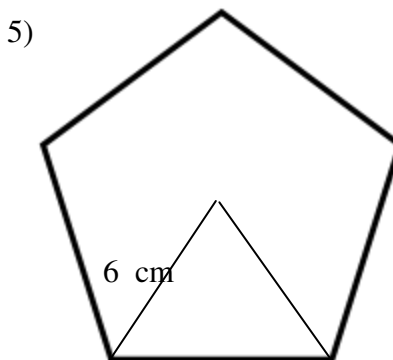
Area = _____



P = _____

a = _____

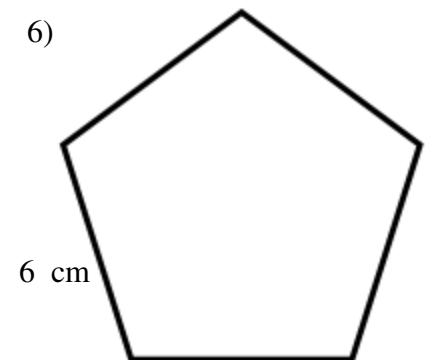
Area = _____



P = _____

a = _____

Area = _____

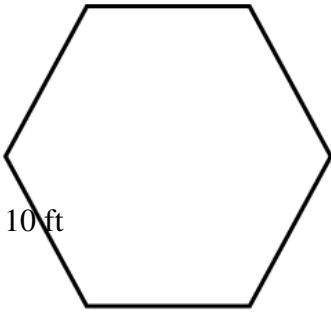


P = _____

a = _____

Area = _____

7)

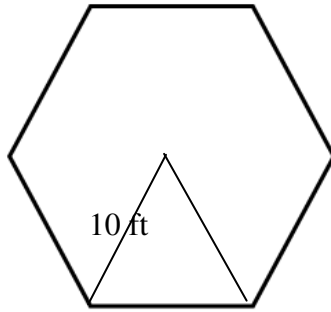


P = _____

a = _____

Area = _____

8)

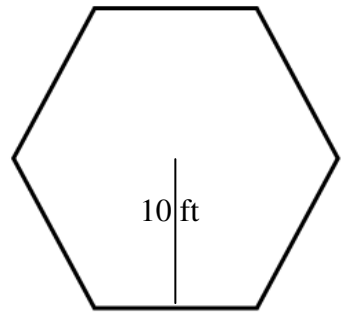


P = _____

a = _____

Area = _____

9)

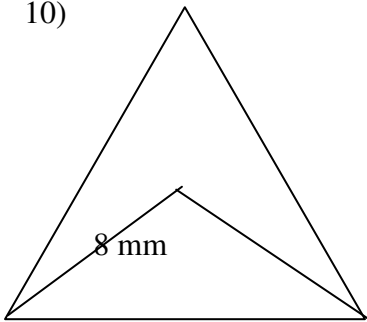


P = _____

a = _____

Area = _____

10)

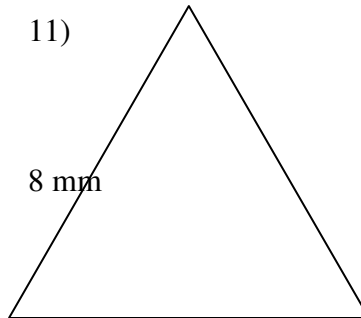


P = _____

a = _____

Area = _____

11)

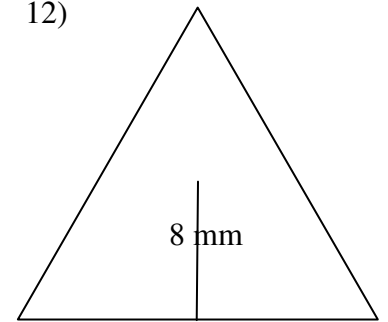


P = _____

a = _____

Area = _____

12)




P = _____

a = _____

Area = _____

13)

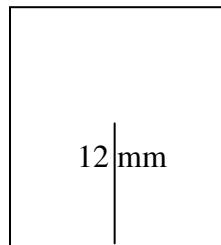


P = _____

a = _____

Area = _____

14)

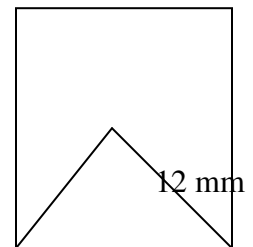


P = _____

a = _____

Area = _____

15)



P = _____

a = _____

Area = _____