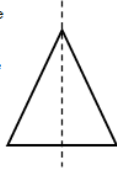


Lines of Symmetry

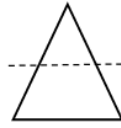
Worksheet 1

A **line of symmetry** divides a figure in half. Both sides of the figure must be exactly the same. Some figures have more than one line of symmetry.

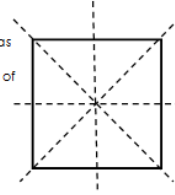
Both sides of the triangle look exactly the same. This figure is symmetrical.



The divided sides of the triangle are different. This figure is not symmetrical.



This square has many lines of symmetry. All of the parts are equal.



Draw a line of symmetry on each figure. Remember that some figures may have more than one line of symmetry.

