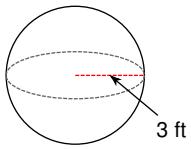


Spheres

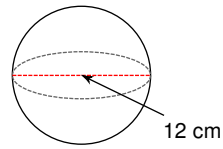
Date _____ Period _____

Find the surface area of each figure. Round your answers to the nearest tenth, if necessary.

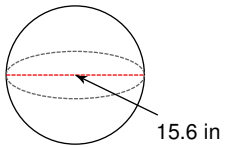
1)

**113.1 ft²**

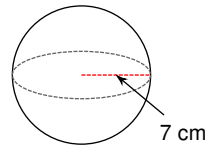
2)

**452.4 cm²**

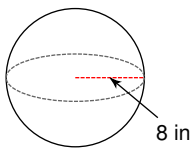
3)

**764.5 in²**

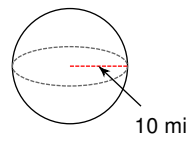
4)

**615.8 cm²**

5)

**804.2 in²**

6)

**1256.6 mi²**

7) A sphere with a diameter of 6.2 in.

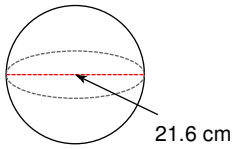
120.8 in²

8) A sphere with a radius of 10 mi.

1256.6 mi²

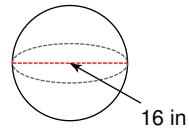
Find the volume of each figure. Round your answers to the nearest tenth, if necessary.

9)



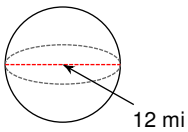
5276.7 cm^3

10)



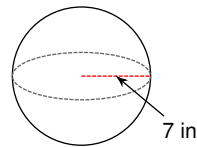
2144.7 in^3

11)



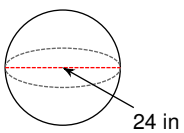
904.8 mi^3

12)



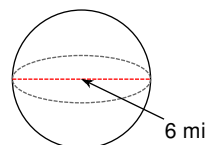
1436.8 in^3

13)



7238.2 in^3

14)



113.1 mi^3

15) A sphere with a diameter of 2 m.

4.2 m^3

16) A sphere with a diameter of 10 ft.

523.6 ft^3